

# Where to Find and How to Catch Every Legendary Pokémon in the Pokémon Games

- **Location:** Cerulean Cave
- **Level:** 70
- **Item:** Master Ball


Mewtwo is one of the most powerful Pokémon in the game, and it is also one of the most difficult to catch. It is located in Cerulean Cave, which is a cave that is located on Route 24. To get to Cerulean Cave, you will need to surf across the water on the east side of Route 24. Once you are in Cerulean Cave, you will need to navigate through a maze of rocks and water. At the end of the cave, you will find Mewtwo.

To catch Mewtwo, you will need to use a Master Ball. The Master Ball is a special item that can catch any Pokémon without fail. If you do not have a Master Ball, you can try to use other items, such as Ultra Balls or Dusk Balls. However, it is important to note that Mewtwo is a very powerful Pokémon, and it can be difficult to catch even with the best items.

- **Location:** Unknown
- **Level:** 100
- **Item:** Master Ball

Mew is a mythical Pokémon that is not available in the normal course of gameplay. It can only be obtained through special events or by using cheats. However, there is a way to find Mew in the game without using

cheats. To do this, you will need to use the "Mew Glitch". The Mew Glitch is a glitch that allows you to catch Mew in the Cerulean Cave. To perform the Mew Glitch, you will need to follow these steps:



## Ultimate Guide to Striped Bass Fishing: Where To Find Them, How To Catch Them

★★★★☆ 4.3 out of 5

Language	: English
File size	: 6245 KB
Text-to-Speech	: Enabled
Screen Reader	: Supported
Enhanced typesetting	: Enabled
Word Wise	: Enabled
Print length	: 176 pages



1. Go to Cerulean Cave.
2. Surf to the east side of the cave.
3. Use the "Whirlpool" move to create a whirlpool.
4. Swim into the whirlpool.
5. Use the "Fly" move to fly out of the whirlpool.
6. If you did everything correctly, Mew will appear on the screen.

To catch Mew, you will need to use a Master Ball. The Master Ball is the only item that can catch Mew without fail.

- **Location:** Tin Tower
- **Level:** 70

- **Item:** Master Ball

Ho-Oh is a legendary Pokémon that is known for its beautiful feathers. It is located in the Tin Tower, which is a tower that is located in Ecruteak City. To get to the Tin Tower, you will need to go through the Ecruteak City Gym. Once you are in the Tin Tower, you will need to climb to the top. At the top of the tower, you will find Ho-Oh.

To catch Ho-Oh, you will need to use a Master Ball. The Master Ball is the only item that can catch Ho-Oh without fail.

- **Location:** Whirl Islands
- **Level:** 70
- **Item:** Master Ball

Lugia is a legendary Pokémon that is known for its powerful psychic abilities. It is located in the Whirl Islands, which is a group of islands that are located in the Johto region. To get to the Whirl Islands, you will need to surf across the water on the west side of Johto. Once you are in the Whirl Islands, you will need to navigate through a maze of whirlpools and currents. At the end of the maze, you will find Lugia.

To catch Lugia, you will need to use a Master Ball. The Master Ball is the only item that can catch Lugia without fail.

- **Location:** Cave of Origin
- **Level:** 70
- **Item:** Master Ball


Groudon is a legendary Pokémon that is known for its ability to control the land. It is located in the Cave of Origin, which is a cave that is located in the Hoenn region. To get to the Cave of Origin, you will need to go through the Sootopolis City Gym. Once you are in the Cave of Origin, you will need to navigate through a maze of rocks and water. At the end of the cave, you will find Groudon.

To catch Groudon, you will need to use a Master Ball. The Master Ball is the only item that can catch Groudon without fail.

- **Location:** Seafloor Cavern
- **Level:** 70
- **Item:** Master Ball

Kyogre is a legendary Pokémon that is known for its ability to control the sea. It is located in the Seafloor Cavern, which is a cave that is located in the Hoenn region. To get to the Seafloor Cavern, you will need to surf across the water on the east side of Hoenn. Once you are in the Seafloor Cavern, you will need to navigate through a maze of rocks and water. At the end of the cave, you will find Kyogre.

To catch Kyogre, you will need to use a Master




## Ultimate Guide to Striped Bass Fishing: Where To Find Them, How To Catch Them

★★★★☆ 4.3 out of 5


Language : English  
File size : 6245 KB  
Text-to-Speech : Enabled  
Screen Reader : Supported  
Enhanced typesetting : Enabled

Word Wise : Enabled  
Print length : 176 pages



## Dead Serious: Breaking the Cycle of Teen Suicide

Teen suicide is a serious problem. In the United States, suicide is the second leading cause of death for people aged 15 to 24. Every year, more than...



## Surviving My Years in the Westboro Baptist Church: A Journey of Indoctrination, Trauma, and Redemption

In the quaint town of Topeka, Kansas, where the rolling hills met the vibrant blue sky, I embarked on a harrowing journey that would profoundly shape...