


Trapping 101: A Comprehensive Guide to Taking Furbearing Animals

Trapping is a time-honored tradition that has been used for centuries to harvest furbearing animals. Whether you're looking to supplement your income, put food on the table, or simply enjoy the challenge of the hunt, trapping can be a rewarding and exciting experience.

If you're new to trapping, this guide will provide you with everything you need to know to get started. We'll cover everything from choosing the right traps to setting them up and taking care of your catch.

The first step in trapping is choosing the right traps. There are many different types of traps available, each with its own advantages and disadvantages. Some of the most common types of traps include:



Trapping 101: A Complete Guide to Taking Furbearing Animals

★★★★☆ 4.4 out of 5

Language : English
File size : 59639 KB
Text-to-Speech : Enabled
Screen Reader : Supported
Enhanced typesetting : Enabled
Word Wise : Enabled



- **Bodygrip traps:** These traps are designed to hold the animal by the body. They are typically made of metal and have a spring-loaded

mechanism that closes when the animal steps on the trigger.

- **Foot-hold traps:** These traps are designed to hold the animal by the foot. They are typically made of metal or wood and have a spring-loaded mechanism that closes when the animal steps on the trigger.
- **Snares:** Snares are loops of wire or cable that are used to catch animals by the neck. They are typically set in trails or runways where animals are likely to travel.

The type of trap you choose will depend on the animal you are targeting and the terrain you will be trapping in. It's important to do your research and choose a trap that is appropriate for the job.

Once you have chosen the right traps, you need to set them up properly. The location of your traps is crucial to their success. You want to place your traps in areas where animals are likely to travel, such as trails, runways, and water sources.

When setting up your traps, be sure to follow these tips:

- **Use bait:** Bait is essential for attracting animals to your traps. The type of bait you use will depend on the animal you are targeting. Some common types of bait include meat, fish, fruit, and nuts.
- **Set your traps in the right location:** As mentioned above, the location of your traps is crucial to their success. You want to place your traps in areas where animals are likely to travel.
- **Set your traps securely:** Make sure your traps are set securely so that they do not accidentally release the animal.

- **Check your traps regularly:** It's important to check your traps regularly to see if you have caught anything. If you do not check your traps regularly, the animal may escape or die.

Once you have caught an animal, it is important to take care of it properly. This includes humanely dispatching the animal, skinning it, and preparing the fur for sale.


Here are some tips for taking care of your catch:

- **Humanely dispatch the animal:** The most humane way to dispatch an animal is to shoot it in the head. This should be done quickly and efficiently to minimize the animal's suffering.
- **Skin the animal:** Once the animal has been dispatched, it needs to be skinned. Skinning an animal is a relatively simple process, but it does require some practice. There are many resources available online and in libraries that can teach you how to skin an animal.
- **Prepare the fur for sale:** Once the animal has been skinned, the fur needs to be prepared for sale. This involves stretching the fur and drying it. There are many different ways to prepare fur for sale, so you will need to do some research to find the method that is best for you.


Trapping can be a rewarding and exciting experience, but it is important to do it right. By following the tips in this guide, you can increase your chances of success and minimize the suffering of the animals you catch.

Trapping 101: A Complete Guide to Taking Furbearing Animals

★★★★☆ 4.4 out of 5




Language : English
File size : 59639 KB
Text-to-Speech : Enabled
Screen Reader : Supported
Enhanced typesetting : Enabled
Word Wise : Enabled



Dead Serious: Breaking the Cycle of Teen Suicide

Teen suicide is a serious problem. In the United States, suicide is the second leading cause of death for people aged 15 to 24. Every year, more than...



Surviving My Years in the Westboro Baptist Church: A Journey of Indoctrination, Trauma, and Redemption

In the quaint town of Topeka, Kansas, where the rolling hills met the vibrant blue sky, I embarked on a harrowing journey that would profoundly shape...