

The Ultimate Guide to Squash for Beginners: A Comprehensive Walkthrough

Squash is a fast-paced, adrenaline-pumping racquet sport that offers a fantastic full-body workout and endless hours of fun. Whether you're a complete beginner or just looking to improve your game, this comprehensive guide will provide you with everything you need to know about squash.



HOW TO PLAY SQUASH FOR BEGINNERS: Complete Guide On How To Play Squash, The Tips, Rules And More

★★★★★ 5 out of 5

Language	: English
File size	: 385 KB
Text-to-Speech	: Enabled
Screen Reader	: Supported
Enhanced typesetting	: Enabled
Word Wise	: Enabled
Print length	: 18 pages
Lending	: Enabled



We'll cover the basics, including the rules, equipment, and court dimensions. We'll then delve into playing techniques, strategies, and scoring. By the end of this guide, you'll be ready to hit the court with confidence and start enjoying the many benefits that squash has to offer.

Basic Rules of Squash

Squash is a two-player or four-player game played on a rectangular court with four walls. The objective of the game is to hit a small rubber ball against the front wall in such a way that your opponent cannot return it before it bounces twice on the floor.

The game starts with a serve. The server hits the ball from the service box to the front wall, above the service line and below the out line. The return of serve must hit the front wall before bouncing twice on the floor. From there, the players take turns hitting the ball against the front wall until one player fails to return it.

The following are some of the basic rules of squash:

- The ball must always be hit with the racket. It is illegal to hit the ball with your hand or any other part of your body.
- The ball must always be hit in front of the body. It is illegal to hit the ball behind the body.
- The ball must always be hit below the waist. It is illegal to hit the ball above the waist.
- The ball must not bounce twice on the floor before being returned.
- A player loses a point if they fail to return the ball before it bounces twice on the floor, hit the ball out of bounds, or hit the ball into the tin (the area below the out line).

Squash Equipment

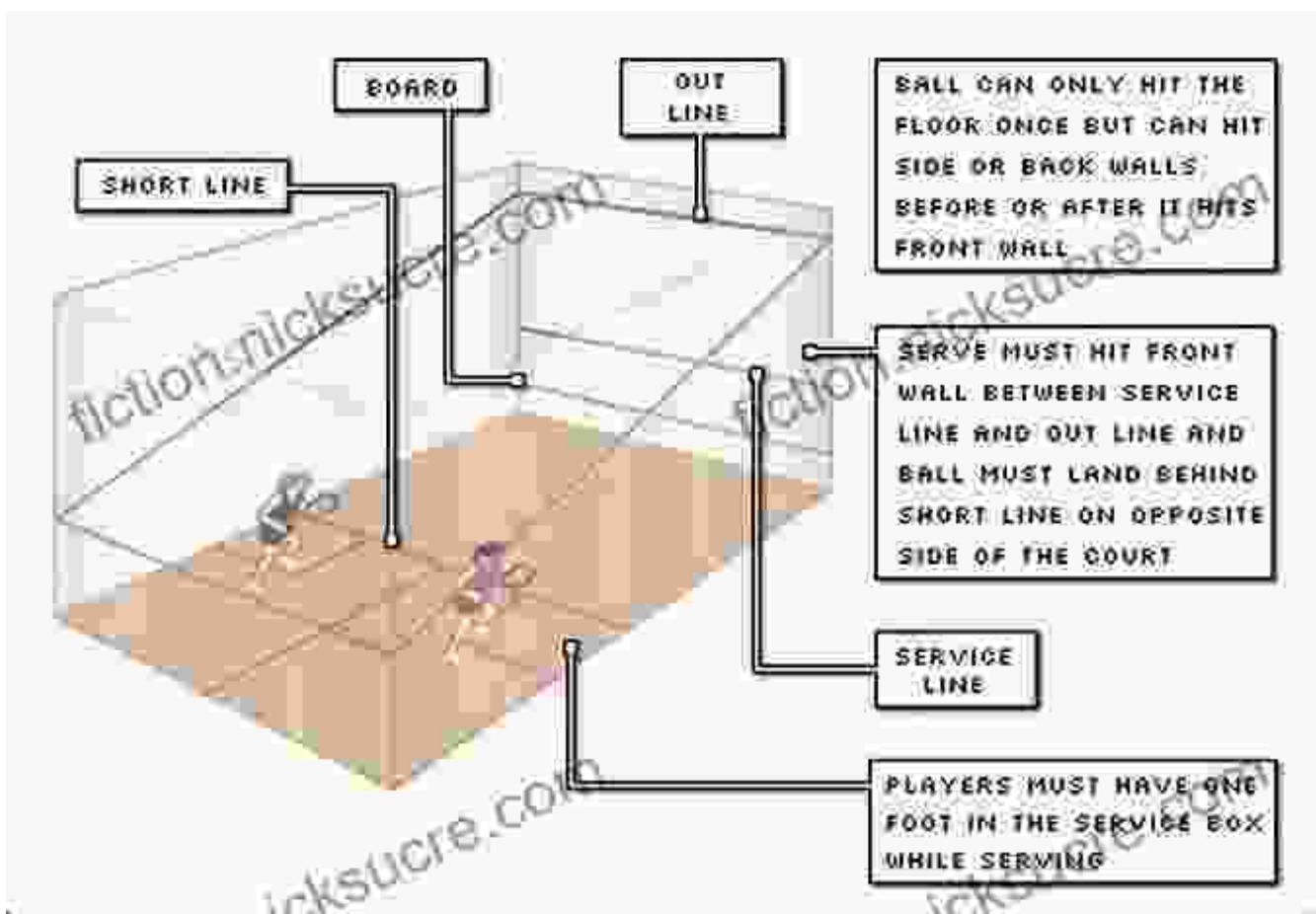
To play squash, you will need the following equipment:

- **Squash racket:** Squash rackets are typically made of graphite or aluminum and have a teardrop-shaped head. The head of the racket is strung with nylon or polyester strings.
- **Squash ball:** Squash balls are small, hollow rubber balls that come in different colors and sizes. The color of the ball indicates its bounce and speed.
- **Squash shoes:** Squash shoes are designed to provide support and traction on the court. They are typically made of leather or synthetic materials.
- **Squash eyewear:** Squash eyewear is designed to protect your eyes from the ball. It is recommended that you wear squash eyewear whenever you play.

Squash Court Dimensions

Squash courts are typically 21 feet wide by 32 feet long. The front wall is 15 feet high, and the side walls are 10 feet high. The court is divided in half by a tin (a metal strip) that runs along the floor at a height of 18 inches.

The service box is located in the front left corner of the court. It is 6 feet wide by 3 feet deep.



Playing Techniques

There are a number of basic playing techniques that you need to master in order to play squash effectively.

- **The forehand drive:** The forehand drive is the most basic




HOW TO PLAY SQUASH FOR BEGINNERS: Complete Guide On How To Play Squash, The Tips, Rules And More

★★★★★ 5 out of 5


Language : English
 File size : 385 KB
 Text-to-Speech : Enabled
 Screen Reader : Supported
 Enhanced typesetting : Enabled
 Word Wise : Enabled

Print length : 18 pages
Lending : Enabled



Dead Serious: Breaking the Cycle of Teen Suicide

Teen suicide is a serious problem. In the United States, suicide is the second leading cause of death for people aged 15 to 24. Every year, more than...



Surviving My Years in the Westboro Baptist Church: A Journey of Indoctrination, Trauma, and Redemption

In the quaint town of Topeka, Kansas, where the rolling hills met the vibrant blue sky, I embarked on a harrowing journey that would profoundly shape...