


The Red Or: How to Play Indian I Directions for Organizing Tribe of Boy Indians

What is The Red Or?

The Red Or is a game that was popular among boys in the early 20th century. It is a game of strategy and skill that can be played by two or more people. The object of the game is to be the first player to get all of your pieces to the other side of the board.

The game is played on a board that is divided into two halves. Each player has a set of pieces that are placed on their side of the board. The pieces can be moved forward, backward, left, or right. The players take turns moving their pieces until one player wins.



The Red Book or How To Play Indian - Directions for Organizing a Tribe of Boy Indians, Making Their Teepees etc. in True Indian Style by Patty Hahne

★★★★☆ 4.6 out of 5

Language : English
File size : 1327 KB
Text-to-Speech : Enabled
Enhanced typesetting : Enabled
Word Wise : Enabled
Screen Reader : Supported
Print length : 30 pages



How to Play The Red Or

To play The Red Or, you will need the following supplies:

- A game board
- Two sets of pieces (each set should have 12 pieces)

To set up the game, each player places their pieces on their side of the board. The pieces should be placed in the two rows closest to the player's side of the board.

The game begins with the youngest player. The players take turns moving their pieces. A player can move a piece forward, backward, left, or right. A piece can only be moved one space at a time. A piece cannot move through another piece.

If a player moves their piece to a space that is occupied by an opponent's piece, the opponent's piece is captured. The captured piece is removed from the board.

The first player to get all of their pieces to the other side of the board wins the game.

Organizing Tribe of Boy Indians

In addition to playing The Red Or, boy Indians can also organize their own tribe. A tribe is a group of boys who share a common interest in Indian culture. The boys in a tribe can learn about Indian history, crafts, and traditions.

To organize a tribe of boy Indians, you will need the following:


- A group of boys who are interested in Indian culture
- A meeting place
- A leader

The boys in the tribe can choose a name for their tribe and design a symbol or logo. They can also create a set of rules and regulations for the tribe.

The tribe can meet regularly to learn about Indian culture. The boys can read books, watch movies, and visit museums. They can also learn about Indian crafts, such as beadwork, pottery, and weaving.

The tribe can also participate in community events. The boys can perform Indian dances, sing Indian songs, and tell Indian stories. They can also participate in Indian games, such as The Red Or.

Organizing a tribe of boy Indians can be a fun and rewarding experience. The boys can learn about Indian culture, make new friends, and have fun.




The Red Book or How To Play Indian - Directions for Organizing a Tribe of Boy Indians, Making Their Teepees etc. in True Indian Style by Patty Hahne

★★★★☆ 4.6 out of 5

Language : English
 File size : 1327 KB
 Text-to-Speech : Enabled
 Enhanced typesetting : Enabled
 Word Wise : Enabled
 Screen Reader : Supported
 Print length : 30 pages


FREE

DOWNLOAD E-BOOK



Dead Serious: Breaking the Cycle of Teen Suicide

Teen suicide is a serious problem. In the United States, suicide is the second leading cause of death for people aged 15 to 24. Every year, more than...



Surviving My Years in the Westboro Baptist Church: A Journey of Indoctrination, Trauma, and Redemption

In the quaint town of Topeka, Kansas, where the rolling hills met the vibrant blue sky, I embarked on a harrowing journey that would profoundly shape...