


Mastering the GRE Verbal Reasoning Supreme: A Comprehensive Guide to Ace the Test

The Graduate Record Examinations (GRE) is a standardized test that is required for admission to most graduate schools in the United States. The GRE consists of three sections: Verbal Reasoning, Quantitative Reasoning, and Analytical Writing. The Verbal Reasoning section is designed to assess your critical thinking and analytical skills, as well as your ability to read and comprehend complex texts.

If you're planning to take the GRE, it's important to start preparing early. The GRE Verbal Reasoning section is challenging, but with the right preparation, you can achieve a high score. This guide will provide you with everything you need to know about the GRE Verbal Reasoning section, including the types of questions you can expect, tips on how to answer them, and strategies for improving your score.

The GRE Verbal Reasoning section consists of three types of questions:



GRE Verbal Reasoning Supreme: Study Guide with Practice Questions (Test Prep)

★★★★☆ 4.6 out of 5

Language : English
File size : 3663 KB
Text-to-Speech : Enabled
Enhanced typesetting : Enabled
Print length : 524 pages
Lending : Enabled
Screen Reader : Supported



- **Reading Comprehension:** These questions require you to read a passage and answer questions about its content. The passages are typically taken from academic journals and textbooks.
- **Text Completion:** These questions require you to fill in a blank in a sentence or paragraph. The missing word or phrase is usually a key concept or idea from the passage.
- **Sentence Equivalence:** These questions require you to find two sentences that are equivalent in meaning. The sentences may be from the same passage or from different passages.


Here are some tips on how to answer GRE Verbal Reasoning questions:

- **Read the passage carefully.** Make sure you understand the main idea of the passage and the author's argument.
- **Identify the key concepts and ideas in the passage.** This will help you answer the questions more accurately.
- **Use context clues to answer the questions.** The passage will often provide you with clues to help you answer the questions.
- **Eliminate the incorrect answer choices.** This will help you narrow down the correct answer.
- **Guess if you're not sure.** If you're not sure about the answer to a question, guess. You have a 25% chance of getting it right.

Here are some strategies for improving your GRE Verbal Reasoning score:

- **Start preparing early.** The GRE is a challenging test, so it's important to start preparing early. Give yourself plenty of time to study and practice.
- **Take a practice test.** This will help you get a sense of the types of questions you can expect on the GRE Verbal Reasoning section.
- **Focus on your weaknesses.** Once you know your weaknesses, you can focus on improving them.
- **Use flashcards.** Flashcards are a great way to memorize vocabulary and key concepts.
- **Read widely.** The more you read, the better your comprehension skills will be.
- **Get help from a tutor.** If you're struggling to improve your GRE Verbal Reasoning score, consider getting help from a tutor.

The GRE Verbal Reasoning section is a challenging, but with the right preparation, you can achieve a high score. Use the tips and strategies in this guide to help you prepare for the test. With hard work and dedication, you can reach your GRE goals.




GRE Verbal Reasoning Supreme: Study Guide with Practice Questions (Test Prep)

★★★★☆ 4.6 out of 5

Language : English
File size : 3663 KB
Text-to-Speech : Enabled
Enhanced typesetting : Enabled
Print length : 524 pages
Lending : Enabled
Screen Reader : Supported


FREE

DOWNLOAD E-BOOK



Dead Serious: Breaking the Cycle of Teen Suicide

Teen suicide is a serious problem. In the United States, suicide is the second leading cause of death for people aged 15 to 24. Every year, more than...



Surviving My Years in the Westboro Baptist Church: A Journey of Indoctrination, Trauma, and Redemption

In the quaint town of Topeka, Kansas, where the rolling hills met the vibrant blue sky, I embarked on a harrowing journey that would profoundly shape...