


Mastering Utah CDL Skills Tests: A Comprehensive Preparation Guide for Success

Obtaining a Commercial Driver's License (CDL) opens the door to a rewarding career in the transportation industry. However, securing your CDL requires passing a series of challenging skills tests, including the Utah CDL Skills Tests. This comprehensive guide will provide you with a roadmap to success, ensuring you're fully prepared to navigate these tests and earn your CDL.

Understanding the Utah CDL Skills Tests

The Utah CDL Skills Tests consist of two main sections:



Utah CDL Skills Tests Preparation: Know What to Expect and Pass the Skills Tests with Less Stress

★★★★☆ 4.7 out of 5

Language : English
File size : 712 KB
Text-to-Speech : Enabled
Enhanced typesetting : Enabled
Word Wise : Enabled
Print length : 105 pages
Lending : Enabled
Screen Reader : Supported



1. **Pre-Trip Inspection Test:** This test evaluates your ability to conduct a thorough inspection of a commercial vehicle, ensuring its safety and

compliance.

2. **Driving Skills Test:** This test assesses your driving abilities, including basic maneuvers, emergency procedures, and safe driving practices.

Pre-Trip Inspection Test: A Step-by-Step Guide

The Pre-Trip Inspection Test requires you to demonstrate your knowledge of essential vehicle components and their functions. Follow these steps to excel in this test:

1. **Gather necessary equipment:** You'll need a flashlight, gloves, and a clipboard with the inspection checklist.
2. **Exterior inspection:** Inspect the vehicle's exterior, including tires, lights, fluids, and any potential damage.
3. **Engine compartment:** Open the hood and check fluid levels, belts, hoses, and the battery.
4. **Undercarriage inspection:** Use the flashlight to examine the undercarriage, checking for leaks, damage, or loose parts.
5. **Interior inspection:** Enter the cab and check gauges, controls, mirrors, and the condition of the seats.
6. **Report any defects:** Note any issues or irregularities on the inspection checklist and report them to the examiner.

Driving Skills Test: Mastering Basic Maneuvers and Emergency Procedures

The Driving Skills Test assesses your driving abilities in various scenarios. To prepare effectively:

Basic Maneuvers:

- **Straight line driving:** Demonstrate your ability to maintain a straight path.
- **Curves and turns:** Navigate curves and turns safely and smoothly.
- **Backing maneuvers:** Perform precise backing maneuvers, including straight-line backing and offset backing.
- **Parallel parking:** Park the vehicle parallel to a curb or another vehicle.

Emergency Procedures:

- **Emergency stop:** Perform a controlled emergency stop from a moderate speed.
- **Evasive maneuver:** Demonstrate your ability to avoid an obstacle on the road.
- **Fire extinguisher use:** Show how to properly operate a fire extinguisher.

Additional Preparation Tips and Resources

In addition to studying the Utah CDL Manual, consider these tips for optimal preparation:

- **Practice pre-trip inspections:** Regularly inspect vehicles to familiarize yourself with the components and their locations.
- **Enroll in a CDL training program:** Structured training programs provide hands-on practice and expert guidance.


- **Take practice tests:** Multiple practice tests are available online and in study guides to test your knowledge.
- **Study the test routes:** Familiarize yourself with the routes used for the driving skills test to anticipate potential challenges.

Furthermore, leverage the following resources for additional support:

- **Utah Driver License Division:**
<https://dmv.utah.gov/licenses/commercial-driver-licenses>
- **Utah CDL Manual:** https://dmv.utah.gov/wp-content/uploads/2023/03/Cdl_Manual_2022-2023.pdf
- **CDL Practice Tests:** <https://www.cdltrainingonline.com/cdl-practice-tests>

: Paving the Way to CDL Success


By following the comprehensive strategies outlined in this guide, you can confidently approach the Utah CDL Skills Tests and emerge as a skilled and qualified commercial driver. Remember, preparation is key. Dedicate time and effort to studying the materials, practicing pre-trip inspections, and honing your driving skills. With persistent effort and the right resources, you can conquer these tests and secure your CDL, paving the way for a successful career in the transportation industry.



Utah CDL Skills Tests Preparation: Know What to Expect and Pass the Skills Tests with Less Stress


★ ★ ★ ★ ☆ 4.7 out of 5
Language : English
File size : 712 KB
Text-to-Speech : Enabled

Enhanced typesetting : Enabled
Word Wise : Enabled
Print length : 105 pages
Lending : Enabled
Screen Reader : Supported



Dead Serious: Breaking the Cycle of Teen Suicide

Teen suicide is a serious problem. In the United States, suicide is the second leading cause of death for people aged 15 to 24. Every year, more than...



Surviving My Years in the Westboro Baptist Church: A Journey of Indoctrination, Trauma, and Redemption

In the quaint town of Topeka, Kansas, where the rolling hills met the vibrant blue sky, I embarked on a harrowing journey that would profoundly shape...