



# **Master the Art of Clay Pigeon Shooting: Tactics, Tips, and Techniques**

Clay pigeon shooting, also known as clay target shooting or skeet shooting, is a challenging and rewarding shooting sport that requires a combination of skill, focus, and strategy. The goal of clay pigeon shooting is to break as many clay targets as possible within a given number of shots. Target marksmen employ various tactics, tips, and techniques to maximize their success on the shooting range.

## **Target Tracking Techniques**



## Breaking Clays: Target, Tactics, Tips and Techniques

by Chris Batha

★★★★☆ 4.6 out of 5

Language : English

File size : 9887 KB

Text-to-Speech : Enabled

Screen Reader : Supported

Enhanced typesetting : Enabled

Word Wise : Enabled



1. **Smooth Swinging Motion:** Maintain a fluid and steady swing when tracking the clay pigeon. Avoid abrupt movements or hesitations.
2. **Lead the Target:** Shoot ahead of the clay pigeon to account for its speed and trajectory. The amount of lead will vary depending on the target's distance and flight path.
3. **Maintain Focus:** Concentrating on the target throughout the swing is crucial. Distractions or hesitations will deteriorate accuracy.
4. **Follow-Through:** Continue swinging the shotgun once you have fired. This ensures proper follow-through and prevents recoil from affecting subsequent shots.

## Shot Placement Strategies

# How to Shoot Clay Pigeons

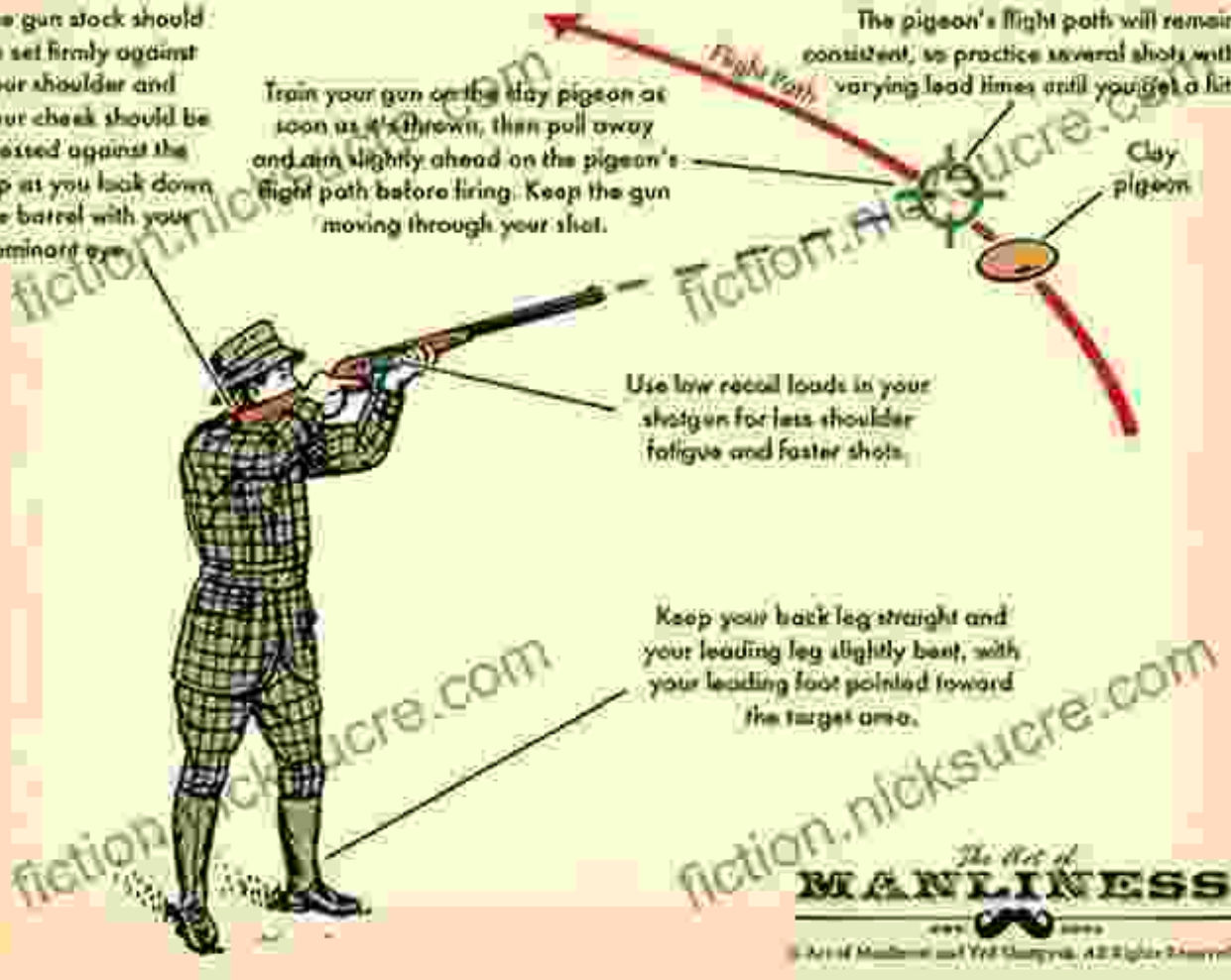
The gun stock should be set firmly against your shoulder and your cheek should be pressed against the top as you look down the barrel with your dominant eye.

Train your gun on the clay pigeon as soon as it's thrown, then pull away and aim slightly ahead on the pigeon's flight path before firing. Keep the gun moving through your shot.

The pigeon's flight path will remain consistent, so practice several shots with varying lead times until you get a hit.

Use low recoil loads in your shotgun for less shoulder fatigue and faster shots.

Keep your back leg straight and your leading leg slightly bent, with your leading foot pointed toward the target area.



The Art of  
**MANLINESS**

© Art of Manliness and Yr2Shayna. All Rights Reserved.

1. **Center Shot:** Aim for the center of the clay pigeon, where the greatest concentration of pellets will hit. This is the most effective shot placement for breaking the target.
2. **Leading Edge Shot:** Shoot slightly ahead of the target's leading edge to prevent pellets from passing behind it. This technique is particularly effective for targets flying towards the shooter.
3. **Trailing Edge Shot:** Aim for the trailing edge of the clay pigeon to compensate for the target's forward momentum. This shot placement is

suitable for targets flying away from the shooter.


## Mental Preparation and Focus



1. **Stay Relaxed and Focused:** Maintain composure and concentration throughout the shooting process. Stress or anxiety can negatively impact performance.

2. **Visualize Success:** Mentally picture yourself breaking the clay pigeon cleanly. Positive visualization enhances confidence and focus.
  
3. **Block Out Distractions:** Eliminate any external distractions from your surroundings to ensure optimal focus on the target.
  
4. **Develop a Routine:** Establish a consistent routine for loading, mounting, and firing the shotgun. This repetition builds muscle memory and consistency.

## **Technical Considerations**



1. **Shotgun Selection:** Choose a shotgun that is well-suited to your shooting style and experience level. Consider factors such as barrel length, choke, and stock fit.
2. **Proper Fit:** Ensure that the shotgun fits you properly. The stock should align comfortably and provide adequate support for stable shooting.

3. **Ammunition Selection:** Choose ammunition that is appropriate for the type of clay targets being used. Different loads and shot sizes will affect accuracy and performance.

4. **Shot Pattern Testing:** Regularly test the shot pattern of your shotgun to ensure that it is consistent and accurate. This will help you determine the optimal point of aim for different target distances.

### **Additional Tips**



1. **Practice Regularly:** Regular practice is essential to improve your skills and consistency. The more you shoot, the more proficient you will become.

2. **Seek Professional Instruction:** Consider taking lessons from an experienced instructor to refine your technique and learn advanced shooting strategies.




3. **Compete with Others:** Participate in clay pigeon shooting competitions to challenge yourself and learn from other shooters.

4. **Proper Eye Protection:** Always wear appropriate eye protection when shooting and handling firearms.

5. **Respect for the Sport:** Uphold the traditions and safety regulations of clay pigeon shooting for your own safety and the enjoyment of others.

Breaking clays is a demanding yet exhilarating shooting sport that requires a combination of skill, technique, and mental focus. By mastering the target tracking techniques, shot placement strategies, and mental preparation described in this article, you can significantly improve your performance on the shooting range. Remember to practice regularly, seek professional guidance, and always prioritize safety and respect for the sport.



## Breaking Clays: Target, Tactics, Tips and Techniques

by Chris Batha

★★★★☆ 4.6 out of 5

Language : English

File size : 9887 KB

Text-to-Speech : Enabled

Screen Reader : Supported

Enhanced typesetting : Enabled


Word Wise : Enabled

Print length : 388 pages

FREE


DOWNLOAD E-BOOK





## **Dead Serious: Breaking the Cycle of Teen Suicide**

Teen suicide is a serious problem. In the United States, suicide is the second leading cause of death for people aged 15 to 24. Every year, more than...



## **Surviving My Years in the Westboro Baptist Church: A Journey of Indoctrination, Trauma, and Redemption**

In the quaint town of Topeka, Kansas, where the rolling hills met the vibrant blue sky, I embarked on a harrowing journey that would profoundly shape...