


Expert Advice On Buying Canoe Or Kayak: A Comprehensive Guide For Beginners

Whether you're an experienced paddler or just starting out, choosing the right canoe or kayak is essential for a safe and enjoyable experience on the water. With so many options available, it can be overwhelming to know where to start. This comprehensive guide will provide you with expert advice on everything you need to consider before making a purchase, ensuring you find the perfect vessel for your paddling adventures.

Types of Canoes and Kayaks

The first step in choosing a canoe or kayak is to understand the different types available. Each type has its own unique characteristics and is suitable for different paddling conditions and activities.



The Complete Idiot's Guide to Canoeing and Kayaking: Expert Advice on Buying a Canoe or a Kayak

by Veronica Roth

★★★★☆ 4.3 out of 5

Language : English
File size : 7438 KB
Text-to-Speech : Enabled
Screen Reader : Supported
Enhanced typesetting : Enabled
Word Wise : Enabled
Print length : 401 pages



Canoes

Canoes are typically longer and wider than kayaks, providing more stability and space for passengers and gear. They are also easier to enter and exit, making them a good choice for families or recreational paddlers.

- **Open canoes:** These are the most common type of canoe and are suitable for a variety of paddling conditions. They have a large open cockpit that allows for easy access and plenty of legroom.
- **Closed canoes:** These canoes have a covered cockpit that provides protection from the elements. They are a good choice for paddling in rougher conditions or for longer expeditions.
- **Whitewater canoes:** These canoes are designed specifically for paddling in whitewater rivers. They are shorter and more maneuverable than other types of canoes, and they have a reinforced hull to withstand the rigors of whitewater.

Kayaks

Kayaks are typically narrower and أكثر حدة than canoes, providing better speed and maneuverability. They are also more difficult to enter and exit, but they offer a more intimate and connected paddling experience.

- **Sit-inside kayaks:** These kayaks have a cockpit that the paddler sits inside of. They provide good protection from the elements and are a good choice for paddling in rougher conditions.
- **Sit-on-top kayaks:** These kayaks have a large open cockpit that the paddler sits on top of. They are easier to enter and exit, and they are a good choice for recreational paddling or fishing.

- **Inflatable kayaks:** These kayaks are made of a durable fabric that can be inflated and deflated. They are easy to store and transport, and they are a good choice for occasional paddlers.

Materials

The material of your canoe or kayak will affect its weight, durability, and performance. The most common materials used are:

- **Polyethylene:** This is the most common material used for canoes and kayaks. It is durable, UV-resistant, and relatively inexpensive.
- **Royalex:** This is a composite material that is stronger and lighter than polyethylene. It is also more expensive, but it is a good choice for canoes and kayaks that will be used in rougher conditions.
- **Fiberglass:** This is a lightweight and durable material that is often used for high-performance kayaks. It is more expensive than polyethylene or Royalex, but it offers the best performance.
- **Carbon fiber:** This is the lightest and most durable material used for kayaks. It is very expensive, but it is the best choice for racing kayaks or other high-performance applications.

Size

The size of your canoe or kayak will depend on how many people you plan to paddle with and how much gear you need to carry. Canoes are typically measured in length and width, while kayaks are measured in length and cockpit size.

For canoes, a good rule of thumb is to choose a length that is 2-3 feet longer than the number of people who will be paddling. For example, a

canoe that is 16 feet long is a good choice for two people, while a canoe that is 18 feet long is a good choice for three people.


For kayaks, the cockpit size is more important than the overall length. The cockpit should be large enough to comfortably fit your hips and legs, but not so large that you feel cramped. You should also be able to easily reach the footpegs and paddle.

Accessories

There are a number of accessories that can enhance your paddling experience, such as:

- **Paddles:** Paddles come in a variety of shapes and sizes. Choose a paddle that is the right length and width for your height and paddling style.
- **Life jackets:** Life jackets are required by law in most places. Choose a life jacket that is the right size and fit for you.
- **Spray skirts:** Spray skirts are used to keep water out of the cockpit of a sit-inside kayak. They are especially important for paddling in rough conditions.
- **Bilge pumps:** Bilge pumps are used to remove water from the cockpit of a kayak. They are especially useful for paddling in rough conditions or if you capsize.
- **Dry bags:** Dry bags are used to keep your gear dry while paddling. They are especially useful for paddling in wet conditions or if you plan to be on the water for an extended period of time.

Choosing the right canoe or kayak is an important decision that can affect your safety and enjoyment on the water. By following the expert advice in this guide, you can ensure that you find the perfect vessel for your paddling adventures.




The Complete Idiot's Guide to Canoeing and Kayaking: Expert Advice on Buying a Canoe or a Kayak

by Veronica Roth

★★★★☆ 4.3 out of 5

Language : English
File size : 7438 KB
Text-to-Speech : Enabled
Screen Reader : Supported
Enhanced typesetting : Enabled
Word Wise : Enabled
Print length : 401 pages



Dead Serious: Breaking the Cycle of Teen Suicide

Teen suicide is a serious problem. In the United States, suicide is the second leading cause of death for people aged 15 to 24. Every year, more than...



Surviving My Years in the Westboro Baptist Church: A Journey of Indoctrination, Trauma, and Redemption

In the quaint town of Topeka, Kansas, where the rolling hills met the vibrant blue sky, I embarked on a harrowing journey that would profoundly shape...