


Expert Advice, Hints, and Shortcuts from the World's Leading Fly Fishers

Fly fishing is a challenging but rewarding sport that can be enjoyed by people of all ages and skill levels. If you're new to fly fishing, or if you're looking to improve your skills, there's no better way to learn than from the experts.

In this article, we've compiled expert advice, hints, and shortcuts from some of the world's leading fly fishers. These tips will help you choose the right gear, master casting techniques, select the most effective flies, and improve your overall fishing skills.



1001 Fly Fishing Tips: Expert Advice, Hints and Shortcuts From the World's Leading Fly Fishers

★★★★☆ 4.3 out of 5

Language	: English
File size	: 7273 KB
Text-to-Speech	: Enabled
Screen Reader	: Supported
Enhanced typesetting	: Enabled
Word Wise	: Enabled
Print length	: 224 pages
Lending	: Enabled



Choosing the Right Gear

The first step to successful fly fishing is choosing the right gear. This includes selecting the right rod, reel, line, and flies.

When choosing a rod, it's important to consider the type of fishing you'll be doing. If you're fishing for trout in small streams, you'll need a different rod than if you're fishing for salmon in large rivers.

The same is true for reels. There are different types of reels designed for different types of fishing. If you're fishing for trout, you'll need a reel that's lightweight and easy to cast. If you're fishing for salmon, you'll need a reel that's strong and durable.

Line is another important consideration. The type of line you use will affect your casting distance and accuracy. There are different types of line designed for different types of fishing. If you're fishing for trout, you'll need a line that's thin and delicate. If you're fishing for salmon, you'll need a line that's thicker and more durable.

Finally, you need to choose the right flies. The type of fly you use will depend on the type of fish you're fishing for. If you're fishing for trout, you'll need to use flies that imitate insects. If you're fishing for salmon, you'll need to use flies that imitate baitfish.

Mastering Casting Techniques

Once you have the right gear, you need to master casting techniques. Casting is the art of delivering your fly to the fish. There are different types of casting techniques, and the type of technique you use will depend on the situation.

The most basic casting technique is the overhead cast. This is a simple cast that can be used in most situations. To perform an overhead cast, hold the rod in your dominant hand and the line in your non-dominant hand.

Bring the rod back over your shoulder and then forward in a smooth motion. As you bring the rod forward, release the line from your non-dominant hand. The fly will travel through the air and land on the water.

There are other casting techniques that you can use, such as the roll cast and the side cast. These casts are more advanced and can be used in specific situations. For example, the roll cast is a good choice for fishing in tight quarters, and the side cast is a good choice for fishing in windy conditions.

To master casting techniques, it's important to practice regularly. The more you practice, the better you'll become at delivering your fly to the fish.

Selecting the Most Effective Flies

The type of fly you use will have a big impact on your success. There are thousands of different fly patterns to choose from, and the best fly for a particular situation will depend on the type of fish you're fishing for and the conditions.

If you're not sure what fly to use, it's always a good idea to start with a basic pattern. Some of the most popular and effective fly patterns include the Royal Wulff, the Adams, and the Elk Hair Caddis.

Once you have a few basic patterns, you can start experimenting with different flies. There are many different resources available to help you learn more about flies, such as books, magazines, and websites.

Improving Your Overall Fishing Skills

In addition to choosing the right gear, mastering casting techniques, and selecting the most effective flies, there are other things you can do to improve your overall fishing skills. Here are a few tips:

- Be patient. Fly fishing takes time and practice. Don't get discouraged if you don't catch fish right away. Just keep practicing and you'll eventually start to see results.
- Be observant. Pay attention to the water and the fish. Look for signs of fish activity, such as rising fish, hatches, and feeding lanes.
- Be stealthy. Fish are easily spooked, so it's important to be stealthy when you're fishing. Move slowly and quietly, and avoid making any sudden movements.
- Be persistent. Don't give up if you don't catch fish right away. Keep fishing and you'll eventually start to catch fish.

Fly fishing is a challenging but rewarding sport. By following the advice in this article, you can improve your skills and start catching more fish.




1001 Fly Fishing Tips: Expert Advice, Hints and Shortcuts From the World's Leading Fly Fishers

★★★★☆ 4.3 out of 5

Language : English
File size : 7273 KB
Text-to-Speech : Enabled
Screen Reader : Supported
Enhanced typesetting : Enabled
Word Wise : Enabled
Print length : 224 pages
Lending : Enabled


FREE

DOWNLOAD E-BOOK



Dead Serious: Breaking the Cycle of Teen Suicide

Teen suicide is a serious problem. In the United States, suicide is the second leading cause of death for people aged 15 to 24. Every year, more than...



Surviving My Years in the Westboro Baptist Church: A Journey of Indoctrination, Trauma, and Redemption

In the quaint town of Topeka, Kansas, where the rolling hills met the vibrant blue sky, I embarked on a harrowing journey that would profoundly shape...